


**LUMIWISE<sup>®</sup>**

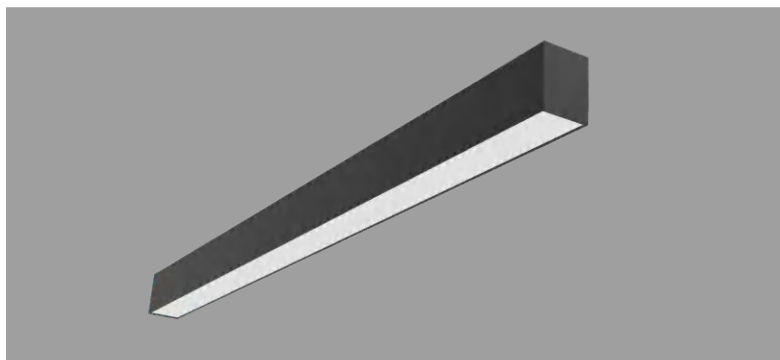
## LED LINEAR LIGHT SPECIFICATION

### LUMILENA Linear Light **Individual Linear Light**



Note: Lumiwise may change product specifications and installation guidance without prior notice.

## LUMILENA Series



Discreet and timeless pendant light with direct or direct/indirect light emission.  
 Aluminum profile powder-coated in white and black.  
 Highly efficient lighting system with optimal light control.  
 Available in anti-glare or efficiency-optimized versions.  
 Excellent for office areas ( $UGR \leq 19$ ) with Microprismatic diffuser  
 Available in individual light colors as well as freely adjustable light colors,  
 making them ideal for modern interior lighting design.


## Features& Benefits

- High efficacy of more than 140LM/W.
- Seamless connection without light leakage.
- Fast installation and easy maintenance.
- EN12464-1 compliant.
- Shining free and uniform light.
- Dot free illumination and screwless endcap.

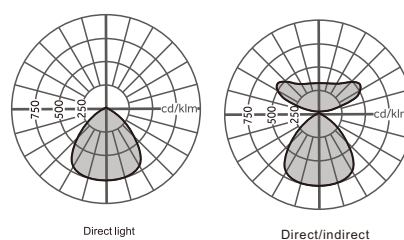


## DIMENSIONS



Front view








## PHOTOMETRIC DATA



## Luminaire Parameters (Data tested by ies)

Item Code	LN60801201ES	LN60801501ES	LN60803001ES
Size	1147*60*80mm	1432*60*80mm	3032*60*80mm
Efficacy		140lm/W-150lm/W	
UGR		UGR<19 (Microprismatic) ,UGR<22 (Opal Diffuser)	
Diffuser material		Diffuser/ Micro Prismatic	
Lumens	3200lm (Direct Light)	4000lm (Direct Light)	8000lm (Direct Light)
	1900lm ↑ +2900lm ↓ (Indirect 40%+Direct 60%)	2400lm ↑ +3600lm ↓ (Indirect 40%+Direct 60%)	4800lm ↑ +7200lm ↓ (Indirect 40%+Direct 60%)
Typ.power	21W	27W	53W
	32W	40W	80W
CCT		3000K/4000K/3000-6500K	
CRI		>80 ( 90 optional)	
Beam angle		Direct & Indirect/direct	
Input voltage		200-240VAC 50Hz/60Hz	
Linkable		YES	
Power factor		>0.9	
Power Supply		BOKE /TRIDONIC Driver	
Dimming		On/off or DALI	
Color		  RAL 9016 RAL 9005	
Installation		Ceiling Surface mouted/Pendant/Recessed	
Warranty		5 years	
Certifications		CE/RoHS	

## ACCESSORIES

IMAGE	MODEL NO.	RECOMMENDED QTY WHEN JOINED
FOR SURFACE MOUNTED AND SUSPENDED USE		
	000001B MOUNTING CLIPS	Mounting point @ every 1.5m
	000001CAP END CAP BK	One for each end
	000002CAP END CAP WH	
	OPAL DIFFUSER	Add connecting lengths together to get the correct cutting run
	PRISMATIC DIFFUSER	
FOR SUSPENDED USE		
	SUSPENSION KIT	Mounting point @ every 1.5m
	3 CORE POWER CABLE	One power feed, standard length 1.5m, longer lengths are available on request
	5 CORE POWER CABLE (FOR DALI DIM)	
	CEILING BOX BK	<div>One  H30mm 60mm</div>
	CEILING BOX WH	
OPTIONAL FOR SUSPENDED USE		
	120 Up Light MODULE	Tri-colour, 1.2m length
	150 UP Light MODULE	Tri-colour, 1.5m length

## Package

Package	Product Size (mm)	Carton L (cm)	Carton W (cm)	Carton H (cm)	Total Volume (CBM)	G.W (KG)	G.W (KG)	Volume weight
4pcS/carton	1200mm	137	37	15	0.076	13	12	15.207
	1500mm	163	37	15	0.090	17	12	18.093

## Applications:

Office ,school ,airport or other commercial lighting