

LUMIWISE[®]

LED CEILING LIGHT SPECIFICATION

PL-R D450



Note: Lumiwise may change product specifications and installation guidance without prior notice.

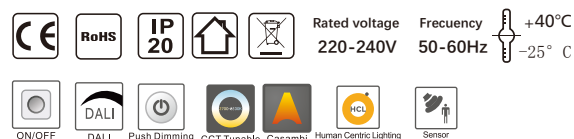
PL-R D450

Thanks to our round and slim design ,PL-R series is classic ceiling light to meet wide interior space lighting with different mounting solutions.

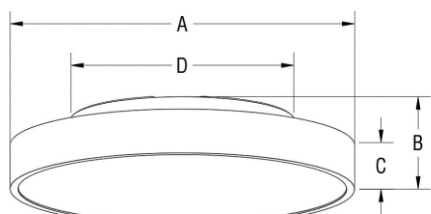


Features& Benefits

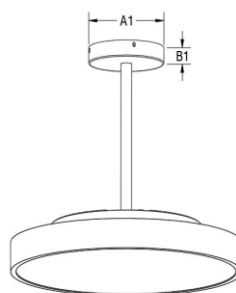
- High efficiency 120-130lm/W
- Ceiling light is with AL6063 aluminum housing
- Opal or Microprismatic diffuser UGR<16
- 100% Direct , 25% indirect& 75% direct
- 350mm,450mm, 600mm, 900mm, 1200mm option
- Color Temperature 3000K 4000K
- 2/3 CCT Dipswitch adjustment or Tunable white
- Indirect and direct light seperated Control
- Multiple Color finishes available
- multiple installation ways available as surface mounted, recessed, Suspended
- 5 Year Warranty



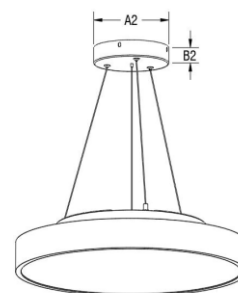
Dimension (Unit:mm)



Ceiling Mounted



Rod Suspended



Wire Suspended

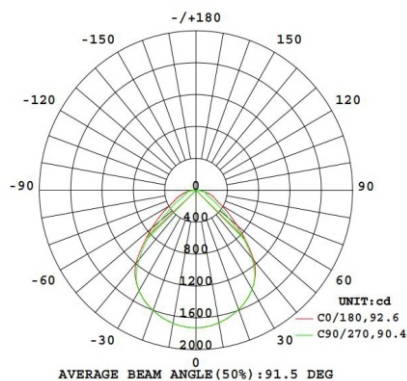
Item Number	Size A(mm)	Size B(mm)	Size C(mm)	Size D(mm)	A1/A2*B1/B2
PL-R-450-30-XXDT Direct	450	85	55	372	150*30
PL-R-450-40-XXDI Direct/Indirect					

Dimension	Efficacy	Lumen Output	Watt	Dimming	CCT	CRI
450mmφ	Direct	3600lm	30W	On/OFF	3000k/4000k/5000k Fixed&Switched	>80
				DALI		
	Direct/Indirect (up:down=1:3)	4800lm	40W	On/OFF		
				DALI		

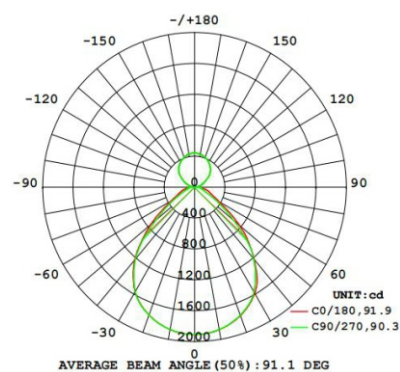
Technical Data

General	Size	D450*H85mm
	Color	White(RAL9016),Black(RAL9005) as standard, other finish available on request
	Material	Aluminum + PMMA Microprismatic diffuser/Opal diffuser
Electrical	Efficacy	120lm/W
	Wattage	30W-40w (lumen output tolerance +-5%, power tolerance +-5%)
	Voltage	AC220-240V
	Frequency	50/60Hz
	THD	<20%
Optical	Lumen Output	3600-4800lm
	CCT	3000K/4000K/5000K&2&3CCT selectable, 2700K-6500K Tunable White
	Light Source	SMD2835
	CRI	>80Ra as standard(>90Ra available)
	Beam Angle	90°/120° for downlight; 120° for uplight
	SDCM	<5 as standard(<3 available)
Durability	Lifespan	50,000H(L80,Tc = 55°C)
	Warranty	5 years
	Operating Temperature	-20~+40°C
	IP Protection	IP20
	IK Protection	IK02
Function	Dimmable	No dimming/DALI as standard Tunable white, 3 CCT selectable available
	Control	Up and down lighting seperated control available
	Sensor	Motion sensor&Daylight sensor available on request

Photometric data



Direct Lighting



Indirect/Direct Lighting

Order Information

Product Name	Diameter	Watt	Light Distribution	Dimming	CCT
PL-R- Product family	450-450mmφ	20-20W 30-30W	DT-Direct Lighting DI-Direct/Indirect Lighting	01-On/Off 02-DALI Dimming	30-3000k 40-4000k 50-5000k
CRI	Finish				
08-Ra80	W-White				
09-Ra90	B-Black				

Example: PL-R-450-30-0140K08DTW

Expplanation: PL-R Light, 450mmφ, 30W, Direct Lighting, On/Off, 4000K, 80CRI, White Finish

Applications



fashion



home store



department store



automotive

consumer
electronics

food

Widely applied for general lighting in office retail shops, galleries, museum Living Room or any other interior lighting.

Package Info

